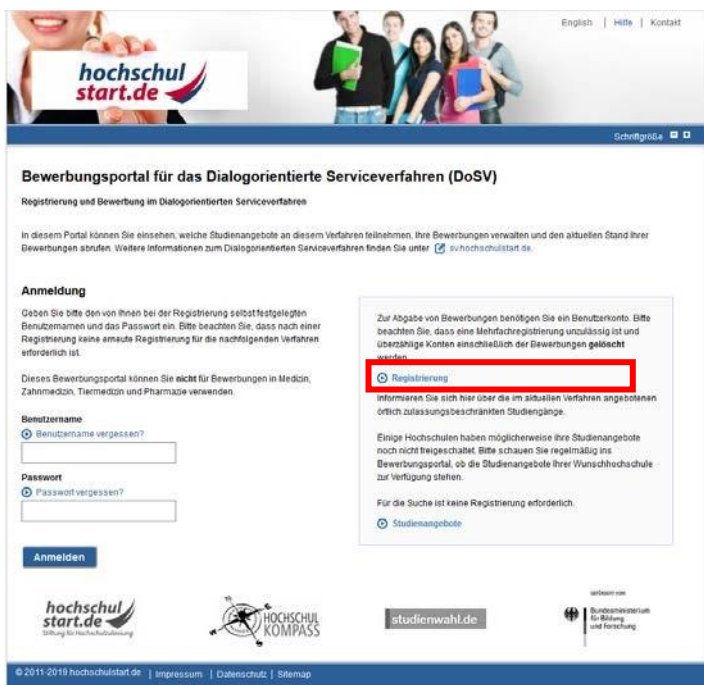


# How to apply for a Bachelor's study place at Hamburg University of Technology (TUHH)?

## -Tutorial -

We are pleased that you would like to study at the TUHH. Here you will find step-by-step instructions that will guide you through the application process - starting with the very first click and ending with the final submission of your application. However, please understand that it is not possible to go into every single field of the application forms. We therefore recommend that you carefully read the information provided on the websites.

Application to TUHH requires prior registration on the Hochschulstart portal. Therefore, first go to the following website: <https://dosv.hochschulstart.de/bewerber/>. Afterwards, please click on the button: "Registration".



The screenshot shows the 'Bewerbungsportal für das Dialogorientierte Serviceverfahren (DoSV)' on Hochschulstart.de. The page title is 'Bewerbungsportal für das Dialogorientierte Serviceverfahren (DoSV)' and the subtitle is 'Registrierung und Bewerbung im Dialogorientierten Serviceverfahren'. The main content area is titled 'Anmeldung' and contains a registration form with fields for 'Benutzername' and 'Passwort'. A red box highlights the 'Registrierung' button. Below the form, there are logos for Hochschulstart.de, Hochschulkompass, studienwahl.de, and the Bundesministerium für Bildung und Forschung. The footer contains copyright information and links to 'Impressum', 'Datenschutz', and 'Sitemap'.

After completing the registration, you will receive an e-mail from Hochschulstart to activate your account. If not, please also check the spam folders of the email inbox.



The screenshot shows the 'Registrierungsbestätigung' page on Hochschulstart.de. The page title is 'Registrierungsbestätigung' and the subtitle is 'Vielen Dank für die Registrierung bei hochschulstart.de. Soeben wurde Ihnen eine E-Mail an die von Ihnen angegebene E-Mail-Adresse geschickt. Bitte klicken Sie innerhalb der nächsten 72 Stunden auf den Aktivierungslink in der E-Mail, um die Registrierung erfolgreich abzuschließen. Anschließend können Sie sich hier im Bewerbungsportal von hochschulstart.de mit Benutzername und Passwort anmelden.' Below the text, there is a 'Zur Startseite' button. The page also features logos for Hochschulstart.de, Hochschulkompass, studienwahl.de, and the Bundesministerium für Bildung und Forschung. The footer contains copyright information and links to 'Impressum', 'Datenschutz', and 'Sitemap'.

Please follow the instructions in the e-mail to activate your account.

Then finally complete the activation of your account at Hochschulstart by verifying your account once again by entering your self-selected password. Then click on the "Activate" button.

You have now taken the first important step towards your TUHH application. For the next steps please return to the Hochschulstart homepage. Either click the button of the same name or follow this link:  
<https://dosv.hochschulstart.de/bewerber>

There you can now log in with your Hochschulstart account on the left side. Then click on "Register".

Seeing through the entire service and application process from the beginning can be difficult. Therefore, please read the linked procedure instructions thoroughly.

After that, please confirm that you have read and taken note of the instructions before clicking on the "Confirm" button.

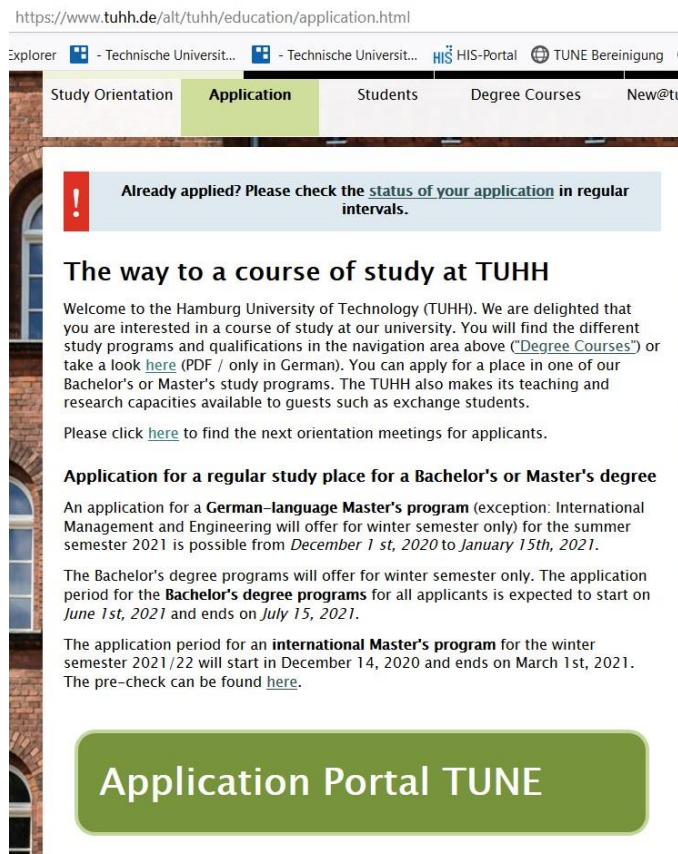
Before you now go to the portal of Hochschulstart and look at the study offers of the TUHH, please first go to the tab "My data" and then to the sub-item "Personal data".

There you will find in particular your own applicant ID (BID) and your own applicant authentication number (BAN). Please make a note of your BID and BAN or save the information so that you can access it. Both the BID and BAN will be needed later for your TUHH application.


Now you can turn your attention to the actual application under the "Study Offers" tab.

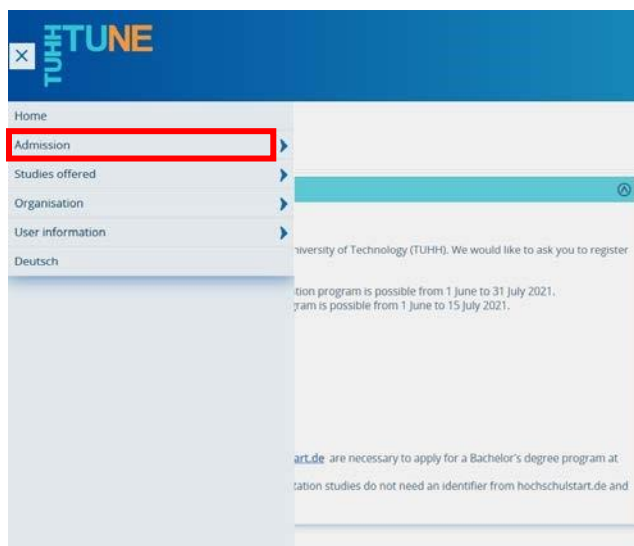
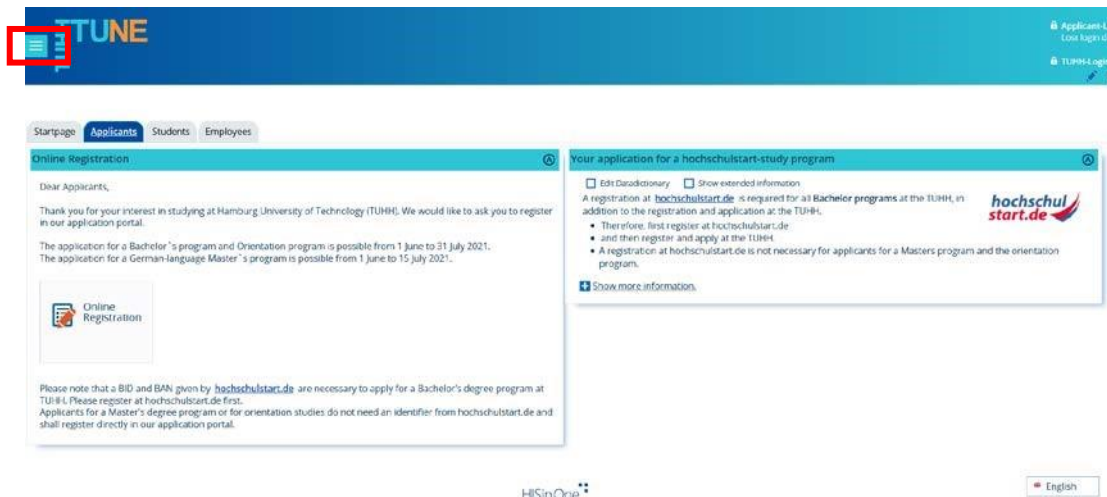
On the next page, first select the correct service procedure and then use the search function to display the TUHH study programs.

You will then be shown all the TUHH degree programs for which an application can be made via the Hochschulstart portal. Clicking on the magnifying glass icon will take you to the detailed view of the respective degree program. There, in addition to further information on the study program, you will also find the link to the application at the TUHH at: <https://www.tuhh.de/tuhh/studium/bewerbung/bachelorstudiengaenge.html>

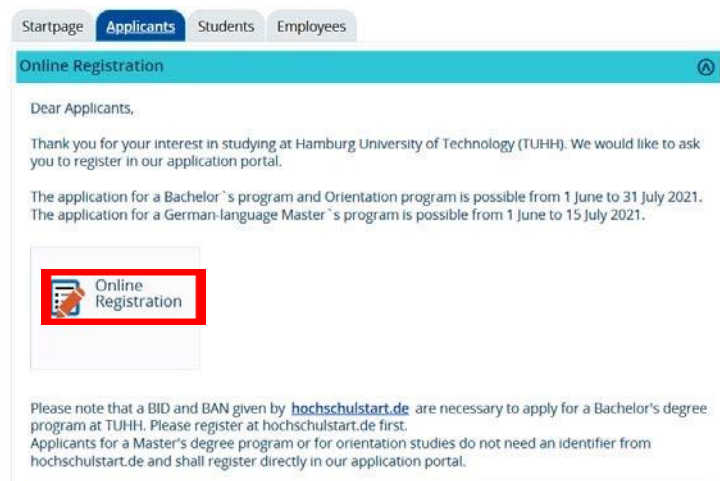


You are now on our TUHH application platform. The other steps required for the application follow here.

Navigation in the TUNE portal takes place via this symbol 



In the next step you will start the online registration.



On the following page you will be asked to enter your personal BID and BAN from Hochschulstart. Afterwards, please click on "Transfer data from hochschulstart.de".

Your data will now be transferred from Hochschulstart. This means that you do not have to enter certain information again. These fields are grayed out and cannot be changed.

If you wish, you can add further information about yourself. In any case, you must now enter your country of birth here.

If you find incorrect information here, you can only change this via the "My data" tab within the Hochschulstart portal.

**TUHH TUNE** Applicant-Login Lost login data? TUHH-Login

You are here: Home > Admission > Self-Registration

### Online Registration

Please note the data privacy policy regarding the registration.

#### Data transfer from hochschulstart.de

All Bachelor courses at TUHH require registration at hochschulstart.de. If you have already registered, enter your access data (BID and BAN) here and click "Import data from hochschulstart.de". Then your personal and contact data will be transferred. Applicants for a master degree or orientation studies skip this part and start to enter their personal details. (with surname)

Please note the data privacy policy regarding the transfer of data from hochschulstart.de.

Applicant ID (BID): [grayed out]

Applicant-authenticationnumber (BAN): [grayed out]

→ Import data from hochschulstart.de

#### Personal details

\* Surname: Miller

\* First name: Marvin

Given names: [grayed out]

\* Gender: male

Name prefix: [grayed out]

Name suffix: [grayed out]

\* Date of birth: 01012000

\* Place of birth: London

\* Country of birth: United Kingdom

Name at birth: [grayed out]

\* 1. Nationality: United Kingdom

2. Nationality: [grayed out]

#### Contact information

\* Country: Germany

Address addition: [grayed out]

\* Street and number: Musterstr. 1

\* Postal code: 21071

\* City: Hamburg

Phone: [grayed out]

Mobile Phone: [grayed out]

\* E-mail: [grayed out]

\* Repeat E-mail: [grayed out]

#### Password

Please choose your password and fill all fields. Your password must have at least 8 characters, consisting of a mixture of uppercase and lowercase letters and at least one digit.

\* Password: [masked]

\* Repeat Password: [masked]

Please type in the response to the question below. This is for spam defence, thank you for your cooperation.

Security question: How many characters has PREVENT?

\* Response to the security question: 7

I have read and accept the data privacy policy mentioned above

**Next step**

#### Information

Please fill in all required fields. After registration you will receive an e-mail describing the next steps. It will also contain your user data to be used for your login afterwards.

In case of problems please write to [study@tuhh.de](mailto:study@tuhh.de)

Important: Please remember your user identification and your self-elected password, that you received in your welcome email after registration! You will need them later on for your log in to the portal.

The fields marked with \* are obligatory.

#### Already registered applicants

Please do not use the Online Registration, if you already have an account. You can login on this page using your **username** (which you received by e-mail) and your password.

You can login on the top right side of this page using your **username** (which you received via welcome e-mail) and your self-elected password.

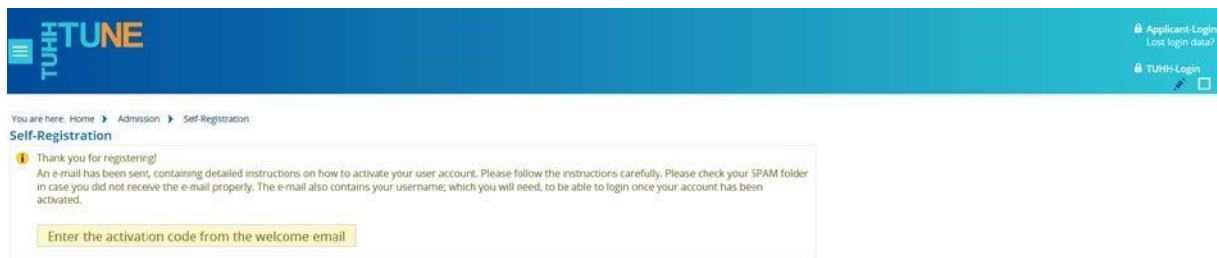
English

At the bottom of the page you will be asked to enter your own password. You are free to use the same password as at Hochschulstart.de or to choose a new password.

To make sure that you are a "real person", you then answer the security question. The security questions vary. For example, negative results are also possible for arithmetic problems. When you have filled in all the required form fields, please click on "Continue".

You should now receive an e-mail from TUHH to activate your account. If not, please also check the spam folders of your email inbox. This e-mail will tell you which user ID has been assigned to you. Please make a note of it, it will be needed shortly.

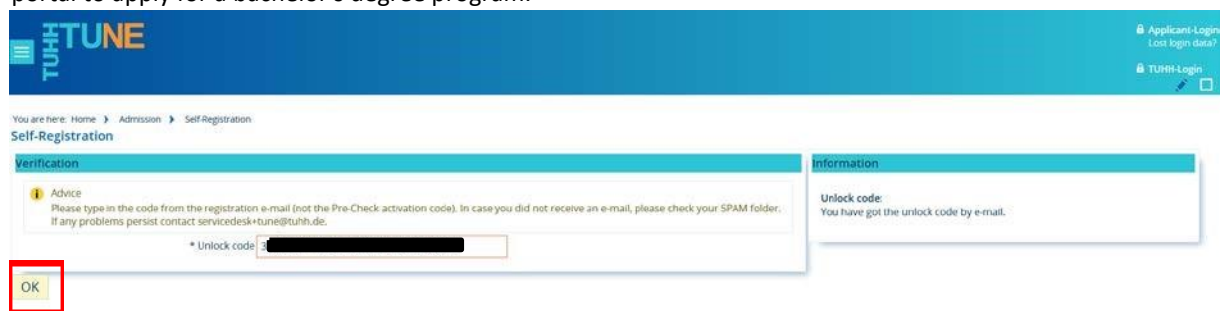
Now click on the activation link within the e-mail. If this does not work, copy the link into the window of (another) web browser.



The screenshot shows the TUHH TUNE Self-Registration page. The header includes the TUHH TUNE logo and navigation links for Applicant-Login and TUHH-Login. The breadcrumb trail indicates the user is in the Self-Registration section. A message box states: "Thank you for registering! An e-mail has been sent, containing detailed instructions on how to activate your user account. Please follow the instructions carefully. Please check your SPAM folder in case you did not receive the e-mail properly. The e-mail also contains your username, which you will need, to be able to login once your account has been activated." Below the message is a text input field with the placeholder text "Enter the activation code from the welcome email".

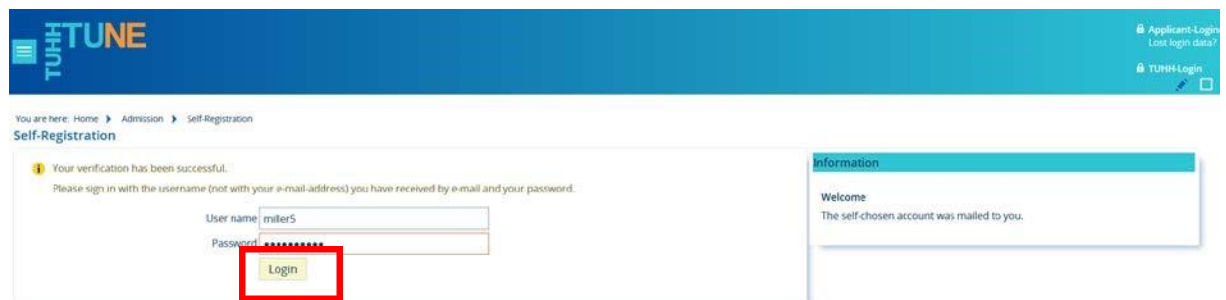
You have now successfully verified your applicant account from TUHH.

With your personal user ID (see e-mail) and your chosen password, you can now log in to the TUHH applicant portal to apply for a bachelor's degree program.



The screenshot shows the TUHH TUNE Self-Registration page at the verification stage. The header and breadcrumb trail are the same. A "Verification" section contains an "Advice" message: "Please type in the code from the registration e-mail (not the Pre-Check activation code). In case you did not receive an e-mail, please check your SPAM folder. If any problems persist contact servicedesk+tune@tuhh.de." Below this is an input field for the "Unlock code" with a red box around it. To the left of the input field is an "OK" button, also highlighted with a red box. An "Information" section on the right states: "Unlock code: You have got the unlock code by e-mail."

To do this, click on the "Start application" button on the next page.



The screenshot shows the TUHH TUNE Self-Registration page after successful verification. The header and breadcrumb trail are the same. A message box states: "Your verification has been successful. Please sign in with the username (not with your e-mail-address) you have received by e-mail and your password." Below this are input fields for "User name" (containing "miller5") and "Password" (masked with asterisks). A "Login" button is highlighted with a red box. An "Information" section on the right states: "Welcome The self-chosen account was mailed to you."

You are now in your own application area, from which you can apply for a maximum of two bachelor's degree programs at TUHH. On the right you will find your applicant number. Remember this number, you will need it later if you have any questions. In the main menu, click on "Start application" to start your application.

TUHH TUNE search menu

Your applications
  Edit Data dictionary
  Show extended information

**Start Application**

Messages

There are currently no reports available.

Subscribe to feed  
 Renew feed security measures

You are here: Home > Studies offered > Online application

Online application

Application semester: winter term 2021/22

Requests in preparation

Please apply for your studies on the following pages. Please read the information on each page carefully. Application for a Master's degree program is only possible if you have already achieved your first degree or will reach until enrolment deadline.

Please note the maximum number of applications you can submit. For the master's programs, application is only possible for one course, for bachelor's programs for two courses plus an application for the orientation course.

**Add a request**

Personal information

Applicant No.: 33984

Miller, Marvin

Musterstr. 1, 21071 Hamburg  
 No Phone number

Data control sheet

Help & Contact

In case of problems please contact study@tuhh.de

Information about application/ FAQs

On the next page, select the degree and program you wish to pursue and then click "continue".

TUHH TUNE search menu

You are here: Home > Studies offered > Online application

Online application

Application semester: winter term 2021/22

Privacy statement

Please note that responsible officials are also able to look into incomplete and not yet submitted applications. Incomplete and not yet submitted applications will be deleted immediately after the admission procedure was carried out.

Your course of choice

Please choose your course of study here. Note: You can only apply for a Master's degree if you have already completed your first degree or will complete it by the end of the enrollment period for the relevant application semester. Please click on "Next".

\* Degree: BSc Bachelor of Science

BSc Bachelor of Science

\* Subject: Elektrotechnik

Bachelor of Science Elektrotechnik

\* In which semester do you want to start studying? 1. semester

**Next**

Personal Information

Applicant No.: 33984

Miller, Marvin

Musterstr. 1, 21071 Hamburg  
 No Phone number

Data control sheet

Help & Contact

In case of problems please contact study@tuhh.de

Information about application/ FAQs

**If your nationality or the country of your university entrance qualification puts you on an equal footing with German applicants, special applications are available. In this case, please refer to the help texts and take further information from the German-language tutorial.**

The following page requests information about your college entrance credentials. Some types of college entrance credentials require you to upload documentation. After you have completed all fields, please click "Continue".

The screenshot shows the 'University entrance qualification (UEQ)' section of the application. The form contains the following fields and options:

- Acquired in:** Abroad
- Country:** United Kingdom
- Type of Entrance Qualification:** General university entrance qualification
- Average grade of the foreign university:** 0
- Date of acquisition:** 07/09/2020

A red box highlights the 'Next' button at the bottom left of the form.

### Study history

On the next page, please indicate whether you have already studied at a university in **Germany**, and if so, how many semesters. If you have already studied, please take careful note of the instructions. If you have already completed a course of study, a mask for uploading additionally required documents will appear in the further course of the application.

The screenshot shows the 'Your university background' section of the application. The form contains the following fields and options:

- Semesters studied so far:** 1
- Studies completed?:** Yes (selected), No

A red box highlights the 'Next' button at the bottom left of the form.

### Upload of University Entrance Qualification

The screenshot shows the 'Upload of University entrance qualification' section of the application. The form contains the following fields and options:

- Upload of University entrance qualification:** Durchsuchen... Keine Datei ausgewählt.

A red box highlights the 'Next' button at the bottom left of the form.

### Upload of German language certificate

Navigation: Home > Studies offered > Online application

### Online application

Application semester: winter term 2021/22

1. Request: B.Sc. Elektrotechnik [Go to overview](#)

#### University entrance qualification from abroad [Help](#)

**i** If you have acquired your university entrance qualification abroad, you have to upload a proof of your German language skills here. Information on this can be found here.  
German language skills must be proofed at least at the level of successfully completed B 2.2 for all Bachelor courses (except for the course Engineering Science). German language skills at level B 1.2 must be proofed for the course Engineering Science.

Please note that if you are admitted to enrollment, you must prove that you have passed the recognized language test. (TestDaf, telc C 1, DSH-2)

Applicants with a German-language university entrance qualification outside Germany (e.g. from Austria, Switzerland, Luxembourg) please upload your school-leaving certificate again here.

\* Sprachnachweis Deutsch:  Keine Datei ausgewählt. [i](#)

**i**

[Back](#) [Next](#)

#### Personal information

Applicant No.: 33984

Miller, Marvin

Musterstr. 1, 21071 Hamburg  
[Redacted]  
No Phone number

[Data control sheet](#)

#### Help & Contact

In case of problems please contact: [study@tuhh.de](mailto:study@tuhh.de)

[Information about application/FAQs](#)

## Upload of additional Certificates

Navigation: Home > Studies offered > Online application

### Online application

Application semester: winter term 2021/22

1. Request: B.Sc. Elektrotechnik [Go to overview](#)

#### Pre-study periods abroad

**i** In case you have acquired your university entrance qualification abroad, please upload your latest transcript(s) of records and if available your degree certificate(s). Should your documents not have been issued in German or English language please note that you will additionally have to upload a translation as well.

Transcript from additional studies abroad:  Keine Datei ausgewählt. [i](#)

**i**

[Back](#) [Next](#)

In the next step a mask with your entries appears.



**TUHH TUNE** search menu

You are here: Home > Studies offered > Online application

### Online application

Application semester: winter term 2021/22

**Your Application Request - Request #1** [Go to overview](#)

**Check your data before submitting.**  
 You can submit your application by Jul 31, 2021.

**Your course of choice**

Course of study (subject)	Bachelor of Science Elektrotechnik
Begin term of study submitted	1
Status of subject requested	In preparation
Type of Admission	Admission Restriction

**Application periods Bachelor of Science Elektrotechnik 1. Semester:**  
 1. Semester: from Apr 28, 2021 by Jul 31, 2021

**University entrance qualification (UEQ)**

Type of Entrance Qualification	General university entrance qualification
Average grade	0.0
Date of acquirement	07/09/2020
Acquired in	United Kingdom

**Your university background**

Previous semesters in higher education	0
Studies completed?	No

**Upload of University entrance qualification** [Help](#)

Upload of University entrance qualification: [redacted] 1.pdf

**University entrance qualification from abroad** [Help](#)

Sprachnachweis Deutsch: [redacted] 2.pdf

**Confirm statements and submit application request**

I hereby confirm that the data entered are  correct.

[Back](#) [Submit request](#)

**Personal Information**

Applicant No.: 33984

Miller, Marvin

Musterstr. 1, 21071 Hamburg  
 [redacted]  
 No Phone number

[Data control sheet](#)

**Help & Contact**

In case of problems please contact: study@tuhh.de

[Information about application/ FAQs](#)

After you have checked everything, **you need to add your BID and BAN again** at the bottom of the page for confirmation. Also, please confirm truthfully that your information is correct. After that, click on "Submit Application".

Your application to TUHH is about to be completed. Take another look at all the information on the last page. If necessary, change your information accordingly. Attention: The Data control sheet available on the right side is only for you. Please do not send it to TUHH!

**TUHH TUNE** search menu

You are here: Home > Studies offered > Online application

### Online application

Application semester: winter term 2021/22

**Submitted requests** [Help](#)

**Important Information**

- Any update on your application's status including information regarding missing documents will only be given via the application portal (right side under personal information). Checking your application portal regularly - e.g. in order to not miss given deadlines - is regarded as your own responsibility.
- Please use a PC to check your application status.
- The application process at TUHH is 100% online. Not a single document needs to be sent by post. Only after you received an admission, you will be asked to submit all the required documents for registration via post. Please be aware of the fact that false information given during the application process can lead to a loss of your admission.
- You can check the status of your special requests as well as your uploaded documents under "My documents".
- The data control sheet (see right side under "Personal Information") lists all the information you have given us with your application.
- For additional information about application please see the FAQ regarding application at TUHH in this portal under "Help & Contact" (right side).
- FAQs for application for a bachelor-program
- FAQs for application for a master-program (German language)
- Information about application for an international master program

**Request #1** [Request Status: Received](#)

Bachelor of Science Elektrotechnik, 1. semester	Admission Restriction	Status of subject requested: Received
---	-----------------------	---------------------------------------

[Show details](#) [Withdraw and edit request](#) [Withdraw request](#)

**Personal Information**

Applicant No.: 33984

Miller, Marvin

Musterstr. 1, 21071 Hamburg  
 [redacted]  
 No Phone number

[Data control sheet](#)

**Help & Contact**

In case of problems please contact: study@tuhh.de

[Information about application/ FAQs](#)

The screenshot shows a user interface for TUHH applications. At the top, there is a section titled "Requests in preparation" with a "Help" icon. Below this, there is a yellow warning icon and text: "Please apply for your studies on the following pages. Please read the information on each page carefully. Application for a Master's degree program is only possible if you have already achieved your first degree or will reach until enrolment deadline." Below this, it says: "Please note the maximum number of applications you can submit. For the master's programs, application is only possible for one course, for bachelor's programs for two courses plus an application for the orientation course." A red box highlights a yellow button labeled "Add a request". Below this is a section titled "University entrance qualification (UEQ)" with a "Help" icon. It contains a table with the following data:

Type of Entrance Qualification	Average grade	Date of acquirement	Actions
General university entrance qualification	0.0	07/09/2020	Edit Delete

If your application is incomplete or there is other important information for you, you can find this information in the right menu under "Personal Information".

You will be informed about the successful submission of the application by e-mail.

You have now applied for a place on a bachelor's degree program at TUHH. If you wish, you can now start an application for another bachelor's degree program. In this round, it is possible that certain information will not be requested from you again. Please keep in mind, however, that ultimately only two Bachelor's application forms as well as one application for a place in the orientation study program can be submitted to the TUHH.

From now on, you should take a look at your application area in the TUHH application portal.

If there is news about your application or if something is wrong with it, you will find out about it. You can get to the login with this link: <https://tune.tuhh.de/>

### What happens next...

If you are successful with your application, you will receive an offer of admission from hochschulstart.de.

**Since you can apply for two degree programs at the TUHH and additionally at other universities, you may receive several offers of admission. Please note that the acceptance of one offer excludes you from all other procedures. A subsequent change of the decision is not possible!**

Once you have decided on the degree program of your choice, you must accept the admission offer at hochschulstart.de and then download the admission letter on the TUHH's TUNE application portal.

We wish you good luck with your application and your further career.

***Your Hamburg University of Technology***